


An Inventory of Texas Saltwater Fishing Tournaments: Spatial, Temporal and Participation Patterns in 1983

by Richard T. Christian and David L. Trimm

Management Data Series Number 97
1986

Texas Parks and Wildlife Department
Coastal Fisheries Branch



AN INVENTORY OF TEXAS SALTWATER FISHING TOURNAMENTS:
SPATIAL, TEMPORAL AND PARTICIPATION PATTERNS IN 1983

by

Richard T. Christian and David L. Trimm

MANAGEMENT DATA SERIES
No. 97
1986

Texas Parks and Wildlife Department
Coastal Fisheries Branch
4200 Smith School Road
Austin, Texas 78744

ACKNOWLEDGMENTS

The authors wish to express their thanks to Gary C. Matlock, Chief of Coastal Fisheries, Texas Parks and Wildlife, Austin, Texas for providing the initial listing of forty-five 1981 saltwater fishing tournaments in Texas. They also wish to thank the local Texas Sea Grant area marine extension agents: Rich Tillman - Port Aransas, Charles G. Moss - Angleton, Joe T. Surovik - Port Lavaca, Tony Reisinger - San Benito, Robert Nailon - Anahuac, Mel C. Russell - Dickinson, and Willie Younger - Bay City for their assistance in the identification of additional tournaments and the collection of relevant data. A special thanks to Dr. Robert B. Ditton, Texas A&M University and Hal Osburn, Texas Parks and Wildlife Department, for their valuable assistance in editing this paper. Research for this study was provided by the Texas A&M University Sea Grant College Program under DOC Contract No. NA-83AA-D-00061.

ABSTRACT

Approximately 15,500 people participated in 56 tournaments identified in six geographic regions on the Texas coast in 1983. A majority (60%) of the tournaments were held in the months of July (36%) and August (24%); 74% of all tournaments lasted 1-3 days. The age of tournaments ranged from 1 to 48 years, with 49% being tournaments of 1 to 3 years old. Of the 56 tournaments, 29% were held for the first time in 1983. The number of participants in individual tournaments ranged from approximately 30 to 2000. The total amount of money spent by participants for adult entry fees in 1983 was approximately \$755,000. Spotted seatrout and red drum were the most popular species for tournaments, being listed by 43% and 35%, respectively, of those tournaments having a species preference for eligibility in tournament competition. Forty-six of the 56 tournaments maintained species preference listings. The remaining 10 tournaments accepted any and all species for competition eligibility.

INTRODUCTION

Fishing ranked third in popularity among all participatory recreation activities in the U.S. in 1982, exceeded only by swimming and bicycling (Resources for the Future, Inc. 1984). Nationwide participation statistics, collected by the U.S. Fish and Wildlife Service at 5-year intervals since 1955, indicate a substantial increase in the popularity of marine recreational fishing. Marine recreational fishing accounted for 17% of the total recreational fishing activity in 1980, three times that of 1955 (United States Fish and Wildlife Service 1982). Approximately 4 million residents participated in marine recreational fishing in the Gulf of Mexico in 1980 (National Marine Fisheries Service 1984). Marine recreational fishing can provide an important food source and be a stimulus to local and regional economies. Retail sales associated with marine recreational fishing were nearly \$4 billion in 1980 (Sport Fishing Institute 1983). Recreational fishermen in Texas spent more than \$1 billion on travel for fishing trips between July 1982 and July 1983 (Texas Parks and Wildlife Department 1984).

Competition in saltwater fishing tournaments represents an important sector of marine recreational fishing participation. Saltwater fishing tournament participants constitute a managerially significant group because of their numbers (Graefe and Falk 1985), presumed dedication to fishing (Ditton and Loomis 1985), ability to catch fish and their involvement in fisheries management (Ditton and Holland 1984). The importance of obtaining information on tournament fishing to identify continuing research and policy needs has been pointed out by Duttweiler (1984).

Despite the apparently large numbers of saltwater fishing tournaments in the U.S. and their growing popularity, there was no documentation of their economic impacts on coastal areas or of the characteristics and motives of the tournament participants prior to 1980 (Milon, et al. 1982). Since 1980, several socioeconomic survey studies have been conducted on single tournament events (Smith and Moore 1980; Falk, et al. 1981; Milon 1982; Potts 1984; Christian 1985; Ditton and Arneson 1985; Ditton and Loomis 1985; Evander 1985; Loomis 1985). Graefe and Falk (1985) found that total direct expenditures associated with 16 tournaments ranged from \$8,260 to \$819,000. The regional economic impact resulting from expenditures associated with the 1983 Texas International Fishing Tournament held in South Padre Island has been estimated to be \$561,000 for the 5-day event which involved 446 adult (17 years and older) fishermen (Ditton and Loomis 1985). In a similar study, Ditton and Arneson (1985) estimated the statewide economic impact of the 1984 Port Aransas Deepsea Roundup to be \$24,977 and the regional impact to be \$333,747. The regional economic impact is greater due to respending effects.

Saltwater fishing tournaments in Texas have not previously been categorized on a statewide basis. Information on the activities and number of tournament participants is useful to fisheries managers for making resource allocation decisions and to assure that the marine recreational fisheries constituency is considered in management decisions. The information collected in this inventory can serve as a basis for identifying and locating major tournaments for analyses of fisheries and economic impacts, and for comparison with other marine recreational fishing activities. Although there have been numerous efforts to identify the socioeconomic impacts of these

events, there is still no documentation of their biological impacts of the fisheries resource.

The objective of this study was to provide an inventory and characteristics of saltwater tournaments in Texas to establish a data base for focusing future research efforts regarding socioeconomic and participant characteristics and to initiate resource impact analyses.

MATERIALS AND METHODS

Tournament locations were divided into 6 coastal regions (Ditton, et al. 1979). These regions are related to the locations of major offshore fishing ports of departure on the Texas coast. Region I includes Port Arthur; Region II: Texas City, Galveston and Freeport; Region III: Matagorda and Port O'Connor; Region IV: Rockport and Fulton; Region V: Corpus Christi and Port Aransas; and Region VI: Port Mansfield and South Padre Island (Fig. 1).

Data were collected for tournaments that occurred from January through December 1983. Data collection was accomplished between August 1983 and April 1984.

Fourteen variables used to categorize tournaments were chosen based on research conducted on the Texas International Fish Tournament (Ditton and Loomis 1985). These 14 variables included: name of tournament, date held, duration, location, operational base, tournament sponsor, age of tournament, number of participants, entry type, entry fee, area fished, species sought, participant categories, and prizes awarded. Tournament names and contacts were obtained from Texas Parks and Wildlife Department personnel, regional contacts involved in the marine recreational fishing industry, area marine extension agents, and local chambers of commerce. Telephone contact was made with identified tournament directors or organizers of tournaments. Individual tournament data sheets were entered into a WYLBUR file on the Texas A&M University Amdahl computer for storage and analyses. Frequencies were calculated for selected variables.

RESULTS

Fifty-six active saltwater fishing tournaments were identified in Texas during 1983. Table 1 lists the tournaments and their locations, entry types and fees, dates held, ages, and numbers of participants. Additional data for each of the 56 tournaments are presented in Appendix A. Two tournaments were identified in Region I, 9 in Region II, 13 in Region III, 6 in Region IV, 20 in Region V, and 6 in Region VI (Table 2). The total number of participants in saltwater fishing tournaments in 1983 was approximately 15,500, with a range of 30 to 2000 participants per tournament (Table 3). Tournaments in Region V (Port Aransas area) had the greatest total number of participants followed by Region II (Galveston) (Fig. 2). The largest tournament in 1983 was the Annual Freeport Jaycee's Fishing Fiesta with 2000 participants. Participants in all tournaments spent approximately \$755,000 on average adult entry fees (Table 4).

Most of the tournaments (60%) were held during the months of July and August (Fig. 3). Total number of days fished in all tournaments was 149, with an average of 2.7 days per tournament; 71% lasted from 1 to 3 days (Fig. 4). Tournament ages ranged from 1 to 48 years, with an 8.3 year average (Fig. 5). The majority of tournaments (49%) were 1 to 3 years old. The oldest Texas saltwater fishing tournament is the Port Aransas Deepsea Roundup, operating in its 48th year in 1983. Twenty-nine percent of the tournaments were first year events (Fig. 6). Eighty-four percent of the tournaments were open to the public. The remainder were by invitation only (Table 2). Seventeen (31%) tournaments had only an offshore division, 19 (35%) had only an inshore division and 18 (33%) had both offshore and inshore divisions (Table 2).

Thirty-six (64%) tournaments listed only 1 to 3 species of fish for eligibility in tournament competition; 17 (30%) targeted a single species, 19 (34%) targeted from 2 to 3 species and 8 (14%) listed any and all - i.e. no species preference (Table 2). The most popular species was spotted seatrout (Cynoscion nebulosus) which was listed by 20 tournaments (43% of the 46 tournaments listing particular species). Red drum (Sciaenops ocellatus) was second most popular target species being listed in 16 tournaments (35%) (Table 5).

DISCUSSION

Saltwater fishing tournaments provide focused fishing effort and a stimulus to local, regional, and state economies (Smith and Moore 1980; Falk, et al. 1981; Milton, et al. 1982; Potts 1984; Ditton and Loomis 1985; Ditton and Arneson 1985; Graefe and Falk 1985). Studies which examine the expenditures of tournament participants and the responding effects of these monies on a statewide basis are needed to assist in the development of comprehensive management plans. Also, from Tables 3 and 5, we see that approximately 15,532 people focused 43% and 36% of their tournament fishing effort on red drum and spotted seatrout respectively. Conservation and management of coastal fisheries resources may be addressed by examining tournament target species and the focused fishing effort. The inventory of this study provides a ready means for locating tournaments to be targeted for such studies.

Historical information on saltwater fishing tournaments which may indicate the growth or decline of these events in the state is available only in local newspaper documentation or is nonexistent. Indepth analyses of saltwater tournaments have only been conducted on a per tournament basis and have only been the result of recent efforts (Smith and Moore 1980; Falk, et al. 1981; Milton, et al. 1982; Potts 1984; Christian 1985; Ditton and Loomis 1985; Ditton and Arneson 1985; Evander 1985; Graefe and Falk 1985; Loomis 1985). Duttweiler (1983) noted that his nationwide survey of fishery agencies "significantly underreports competitive fishing for saltwater species". TPWD personnel interview tournament fishermen intercepted during routine creel surveys, but data on tournament fishing harvest and pressure have not been published separately (Osburn and Ferguson 1985).

The majority (49%) of tournaments identified in this study were relatively new tournaments of 1 to 3 years old (Table 1). Additionally, 10 tournaments which had been held in 1982 had been canceled and were not held in 1983. This

indicates a dynamic situation with relatively few tournaments achieving longevity. Because of the apparent rapid change in numbers of tournaments, it is suggested that this inventory be updated annually.

LITERATURE CITED

- Christian, Richard T. 1985. Teal Harbor women's light tackle billfish tournament: Frequency data and summary statistics. Dept. of Rec. and Parks, Marine Rec. and Research Lab, Texas A&M Univ., Tech. Rpt. No. 6. 60 p.
- Ditton, Robert B., R. N. Jarman, and S. A. Woods. 1978. An analysis of the charter boat fishing industry on the Texas Gulf Coast. MRF paper 1318. Mar. Fish. Rev. 40 (8): 1-7.
- Ditton, Robert B., and S. M. Holland. 1984. Understanding involved fishermen: A survey of members of the Gulf Coast Conservation Association. TAMU-SG-84-623. Texas A&M Univ. Sea Grant Prog. 70 p.
- Ditton, Robert B., and D. L. Loomis. 1985. 1983 Texas International Fishing Tournament: An analysis of participant's characteristics, attitudes, and expenditures. TAMU-SG-85-202. Texas A&M Univ. Sea Grant Prog. 65 p.
- Ditton, Robert B., and L. A. Arneson. 1985. 1984 Port Aransas Deepsea Round-up: An analysis of participant's characteristics, attitudes, and expenditures. Texas A&M University Sea Grant Prog. (in press).
- Evander, Jerri. 1985. Woody's Powderpuff fishing tournament: Frequency data and summary statistics. Dept. of Rec. and Parks, Marine Rec. and Research Lab, Texas A&M Univ., Tech. Rpt. No. 4. 60 p.
- Duttweiler, Michael W. 1984. Status of competitive fishing on the United States: Trends and state fisheries policies. Presented at the 114th meeting Am. Fish. Cos., Ithaca, N. Y., Aug. 12-16. (unpub. rpt.).
- Falk, James M., W. P. DuBose, and A. R. Graefe. 1981. 1981 Milford world championship weakfish tournament: A socio-economic analysis. Delaware Sea Grant Prog., Tech. Rpt. DEL-SG-25-81. 50 p.
- Graefe, Alan R., and J. M. Falk. 1985. Coastal fishing tournaments: A review of participant characteristics, motives and spending patterns. Paper presented at the 1985 Outdoor Recreation Trends Symposium II, February 26, 1985, Myrtle Beach, SC.
- Loomis, David L. 1985. The GCCA benefit kingfish tournament: Frequency data and summary statistics. Dept. of Rec. and Parks, Marine Rec. and Research Lab, Texas A&M Univ., Tech. Rpt. No. 5. 65 p.
- Milon, J. W., M. J. Ellerbrock, G. L. Brickman, and C. M. Logan. 1982. Economic impact and participant characteristics for the first annual greater Jacksonville Natural Light kingfish tournament. Dept. of Food and Res. Econ., Inst. of Food and Agri. Sci., Univ. of FL. Florida Sea Grant Prog., Tech. Paper No. 1. March. 19 p.

- National Marine Fisheries Service. 1984. Marine Recrcational Fishery Statistics Survey, Atlantic and Gulf Coasts, 1979 (revised) - 1980. USDOC/NOAA/NMFS, Washington, D. C. Current Fisheries Statistics No. 8322. September. 239 p.
- Osburn, H. R., and M. O. Ferguson. 1985. Trends in finfish catches by private sport-boat fishermen in Texas marine waters through May 1984. Tex. Pks. Wildl. Dept., Coast. Fish. Branch. Mngmnt. Data Ser. No. 78. p.
- Potts, Thomas D. 1984. Economic impact and entry decision characteristics: Hilton Head billfish tournament. Extension/Research, Dept. of Rec. and Park Admin., Clemson Univ. PRTM 1984/1985-1. 10 p.
- Resources for the Future, Inc. 1984. Statistics on Outdoor Recreation, Part II. Carlton S. Van Doren and associates (eds.), Res. for the Future, Inc., Washington, D. C.
- Smith, Joseph W., and C. J. Moore. 1980. A socio-economic survey of the third annual Arthur Smith king mackerel tournament. South Carolina Marine Resources Center, Tech. Rpt. No. 46. Nov. 11 p.
- Sport Fishing Institute. 1983. Economic activity associated with marine recreational fishing in 1980. Sport Fish. Inst., Washington, D.C. 160 p.
- Texas Parks and Wildlife Department. 1984. 1983 Outdoor recreation trip expenditures in Texas. Tex. Pks. Wildl. Dept., Consumer Planning Section, Comprehensive Planning Branch, PWD Handbook 4000-431. 34 p.
- U. S. Fish and Wildlife Service. 1982. 1980 National survey of fishing, hunting, and wildlife associated recreation. Washington, D.C.: U.S. Government Printing Office. 156 p.

Table 1. Texas saltwater fishing tournaments, their locations, entry type (open or invitational), adult fee (excludes juvenile, early-bird and non-fisherman fees), date, age and number of participants in 1983. NA indicates data not available.

Region	Tournament	Location	Entry type	Entry fee	Month	Age (yr)	Number of participants
I	Saltwater Anglers League of Texas (S.A.L.T.)	Port Arthur	Open	\$15	May	8	200
I	Saltwater Anglers League of Texas Speckled Trout	Port Arthur	Open	\$15	October	1	600-800
II	Shark and Sportfishing Association	Galveston	Open	\$20	June	7	365
II	Galveston Invitational Saltwater Offshore Shark Fishing	Galveston	Open	\$35	July	9	80-100
II	Galveston Invitational	Galveston	Invit.	\$10/foot of boat	July	3	284
II	Southeast Texas Sport-fishing Hall of Fame	Galveston	Open	Offshore: \$40 Inshore: \$15	May	11	200
II	Lone Star Open	Galveston	Open	Offshore: \$250/boat Blue Water-\$500/boat NA	July	12	80
II	Galveston County 4-H Tackle Time	Texas City	Open	Offshore: \$25 Inshore: \$5	July	40	550
II	Annual Freeport Jaycee's Fishing Fiesta	Freeport	Open	\$10	June-July	36	2000
II	Texas Open Offshore Division	Freeport	Open	\$125/boat	July	7	600
II	Texas Open Billfish Division	Freeport	Open	\$350/boat	July	7	200
III	River Bend Bait/Tavern	Matagorda	Invit.	\$250/boat	July	3	200

Table 1. (Cont'd.)

Region	Tournament	Location	Entry type	Entry fee	Month	Age (yr)	Number of participants
III	Anderson Marine Invitational	Matagorda	Invit.	\$250/boat	July	4	200
III	Bay City Chamber of Commerce	Matagorda	Open	\$10	June	1	200
III	Autumms Open	Sargent	Open	\$10	NA	12	240
III	Don Juan Marine	Sargent	Open	\$150/boat	July	2	80
III	Annual Open	Port O'Connor	Open	NA	July	3	125
III	Poco Bueno	Port O'Connor	Invit.	\$1650/boat	July	15	400
III	Annual Don Bauman Memorial	Port O'Connor	Open	\$100/boat	August	5	120
III	Port O'Connor Annual Memorial Day Fishing	Port O'Connor	Open	\$5	May	12	100-150
III	La Pesca Invitational	Port O'Connor	Invit.	\$500/boat	June	2	400
III	Port Lavaca Jaycee's Labor Day	Port Lavaca	Open	\$10	August	23	300-500
III	Sea Fest Open	Port Lavaca	Open	\$10	May	1	NA
III	Holiday by the Bay	Palacios	Open	\$25	September	1	311
IV	National Safe Boating Week Amateur Fishing Contest	Rockport	Open	Free	May	1	30
IV	Texas Sand Dollar Tournament	Rockport	Open	\$30	August	1	50
IV	Rockport Tourist Association	Rockport	Open	Free	September-October	10	NA

Table 1. (Cont'd.)

Region	Tournament	Location	Entry type	Entry fee	Month	Age (yr)	Number of participants
IV	Key Allegro Tournament of Champions	Rockport	Invit.	\$400/boat	August	6	72
IV	Larry's Tackle Town	Rockport	Open	\$50	October	3	50
IV	St. Charles Ray Fishing	Rockport	Open	\$100/boat	August	2	46
V	Port Aransas Outboard	Port Aransas	Open	\$35	July	10	650-700
V	Tom Teller Invitational	Port Aransas	Invit.	NA	NA	NA	NA
V	Port Aransas Deep Sea Round-up	Port Aransas	Open	\$75	July	48	600
V	Teal Harbor Women's Light Tackle Billfish	Port Aransas	Invit.	\$325/boat	September	1	30
V	Texas Championship Billfish	Port Aransas	Open	\$600/boat	June	17	500-650
V	GCCA Benefit Kingfish	Port Aransas	Open	\$200/boat	June	1	630
V	Mako	Port Aransas	Invit.	NA	July	4	220
V	Port Aransas Kingfish	Port Aransas	Open	\$150/boat	August	1	NA
V	Dean Hawn Memorial Billfish	Port Aransas	Open	\$600/boat	August	10	280
V	Redfish Bay Marina Redfish and Trout	Port Aransas	Open	\$100	June	2	200
V	Second Annual Fishing	Port Aransas	Open	\$15	August	1	160
V	Port Aransas Masters	Port Aransas	Open	\$500/boat	June	15	140

Table 1. (Cont'd.)

Region	Tournament	Location	Entry type	Entry fee	Month	Age (yr)	Number of participants
V	Woody's Boat Basin	Port Aransas	Open	Free	Monthly	NA	NA
V	Woody's Powderpuff	Port Aransas	Open	\$35	July	1	80
V	Annual San Antonio Giant Kingfish	Aransas Pass	Open	\$300/boat	June	1	80
V	Annual Aransas Marine Fishing	Aransas Pass	Open	\$30	July	1	66
V	Redfish Bay Marina and Tackle Town	Aransas Pass	Open	\$100/boat	October	1	NA
V	OSO Poney Baseball Fishing	Corpus Christi	Open	\$10	May	1	100-150
V	Black Drum Contest	Corpus Christi	Open	Free	February	5	1000
V	Mesquite Bass Club Big Trout	Riviera	Open	\$20	November	1	70
VI	Port Mansfield	Pt. Mansfield	Open	Offshore: \$60 Inshore: \$35	July	9	500-700
VI	Texas International Fishing	Port Isabel	Open	\$60	August	45	600
VI	Lady's Kingfish	Port Isabel	Open	\$35	May	3	80-150
VI	Tarpon Rodeo	Port Isabel	Open	\$50	October	15	200
VI	Lion's Club Bay	Port Isabel	Open	\$35	October	1	35
VI	Arroyo City Fishing	Arroyo City	Open	\$30	July	4	643

Table 2. Tournament characteristics by coastal region.

Variable	Region						Total	%
	I	II	III	IV	V	VI		
Number of tournaments	2	9	13	6	20	6	56	
Average age of tournaments (yr)	4.5	14.7	6.5	3.8	6.7	12.8	8.3	
Number of tournaments by area fished ^a								
inshore only	1	0	5	4	6	3	19	34
offshore only	0	4	4	1	7	1	17	30
both	1	5	4	1	7	2	20	36
Number of tournaments by entry type								
open	2	8	9	5	17	6	47	84
invitational	0	1	4	1	3	0	9	16
Number of target species in tournaments:								
1	1	2	2	1	9	2	17	30
2-3	1	1	5	4	5	3	19	34
>3	0	2	5	1	3	1	12	21
no preference	0	4	2	0	2	0	8	14

^a Inshore signifies bay waters; offshore signifies boat fishing in the Gulf.

Table 3. Participant categories by coastal region.

Variable	Region						Total	%
	I	II	III	IV	V	VI		
Number of participants	900	4369	2801	248	5021	2193	15532	
Days fished	4	32	35	13	47	18	149	
Number of participants by area fished ^a								
inshore	700	0	965	126	1475	678	3944	26
offshore	0	1254	880	72	1825	115	4146	27
both	200	3115	831	50	1721	1400	7317	47
	<u>900</u>	<u>4369</u>	<u>2676^b</u>	<u>248</u>	<u>5021</u>	<u>2193</u>	<u>15407</u>	<u>100</u>
Number of participants by species sought:								
1	700	484	600	72	1825	315	5066	33
2-3	0	600	520	146	325	678	2269	15
>3	200	170	1031	30	146	600	2177	14
no preference	0	3115	525	0	1655	600	5895	38
	<u>900</u>	<u>4369</u>	<u>2676^b</u>	<u>248</u>	<u>5021</u>	<u>2193</u>	<u>15407</u>	<u>100</u>
Number of participants by entry type								
open	900	4085	1601	176	4771	2193	13726	88
invitational	0	284	1200	72	250	0	1806	12
	<u>900</u>	<u>4369</u>	<u>2801</u>	<u>248</u>	<u>5021</u>	<u>2193</u>	<u>15532</u>	<u>100</u>

^a Inshore signifies bay, surf, and wade fishing. Offshore signifies boat fishing in the Gulf.

^b 125 of 2801 participants in Region III not associated to area fished or with species preference (information not available).

Table 4. Average adult entry fees and total expenditures on average adult entry fees by coastal region.

Variable	Region						Total
	I	II	III	IV	V	VI	
Average adult entry fee (\$)	15	40	71	38	54	40	
Number of participants	900	4369	2801	248	5021	2193	15532
Total amount spent on entry fees (\$)	13500	174760	198871	9424	271134	87720	755409

Table 5. Species most sought in tournament fishing competition.

Species ^a	No. of tournaments listing species	% of tournaments listing species	Adjusted percent ^b
Spotted seatrout (<u>Cynoscion</u> <u>nebulosus</u>)	20	36	43
Red drum (<u>Sciaenops</u> <u>ocellatus</u>)	16	29	35
King mackerel (<u>Scomberomorus</u> <u>cavalla</u>)	15	27	33
Bill fish ^c	15	27	33
Southern flounder (<u>Paralichthys</u> <u>lethostigma</u>)	11	20	24
Sharks	5	9	11
No preference	10	18	--

^a The species labels are not mutually exclusive and may be listed in more than one tournament.

^b Ten tournaments accept any and all species for entry into tournament competition. The adjusted percentage for a given species is calculated for the 46 tournaments listing particular species.

^c The term "Billfish" means white marlin, blue marlin, sailfish, and swordfish.

Figure 1. Geographic boundaries of tournament regions.

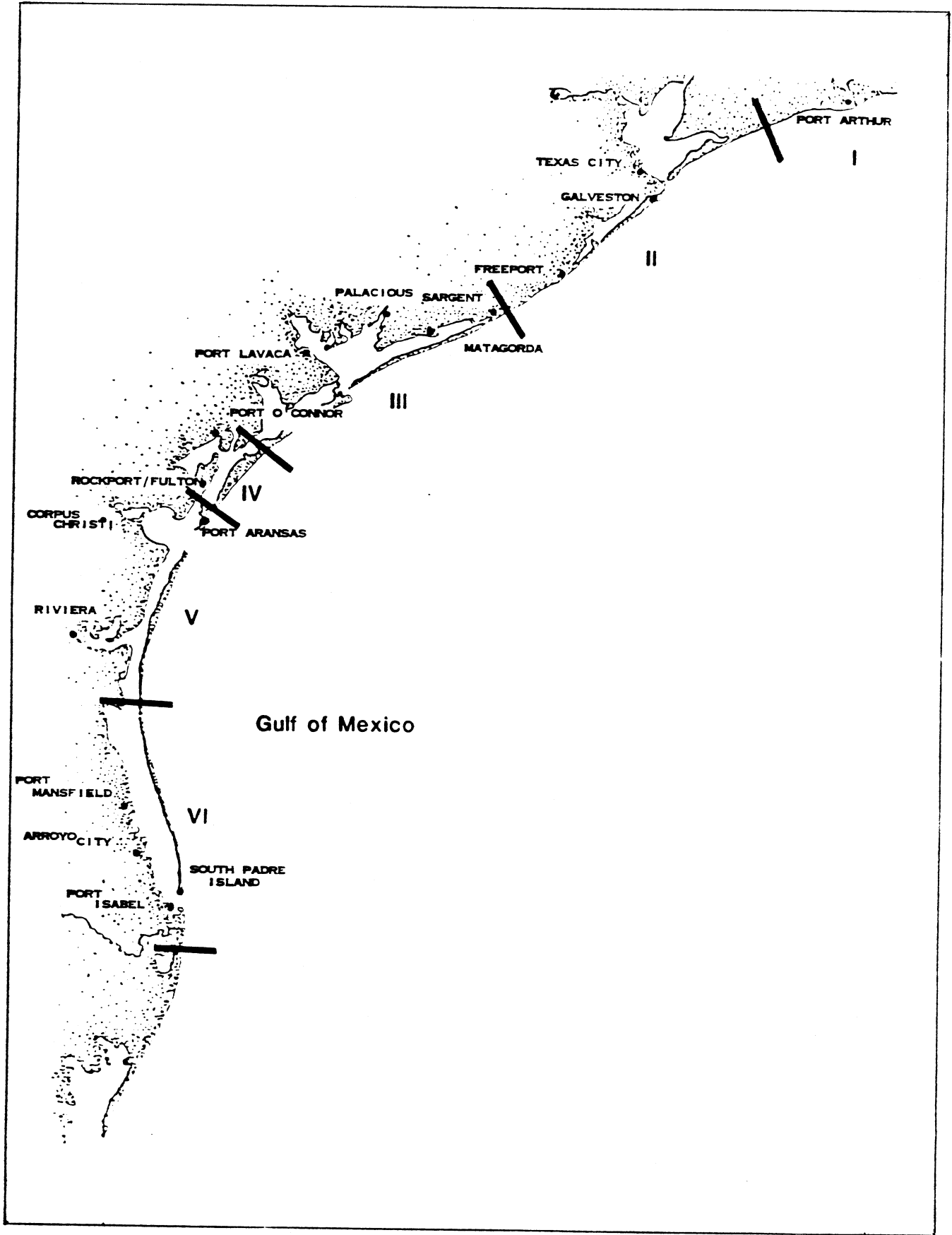


Figure 2. Number of tournaments per region.

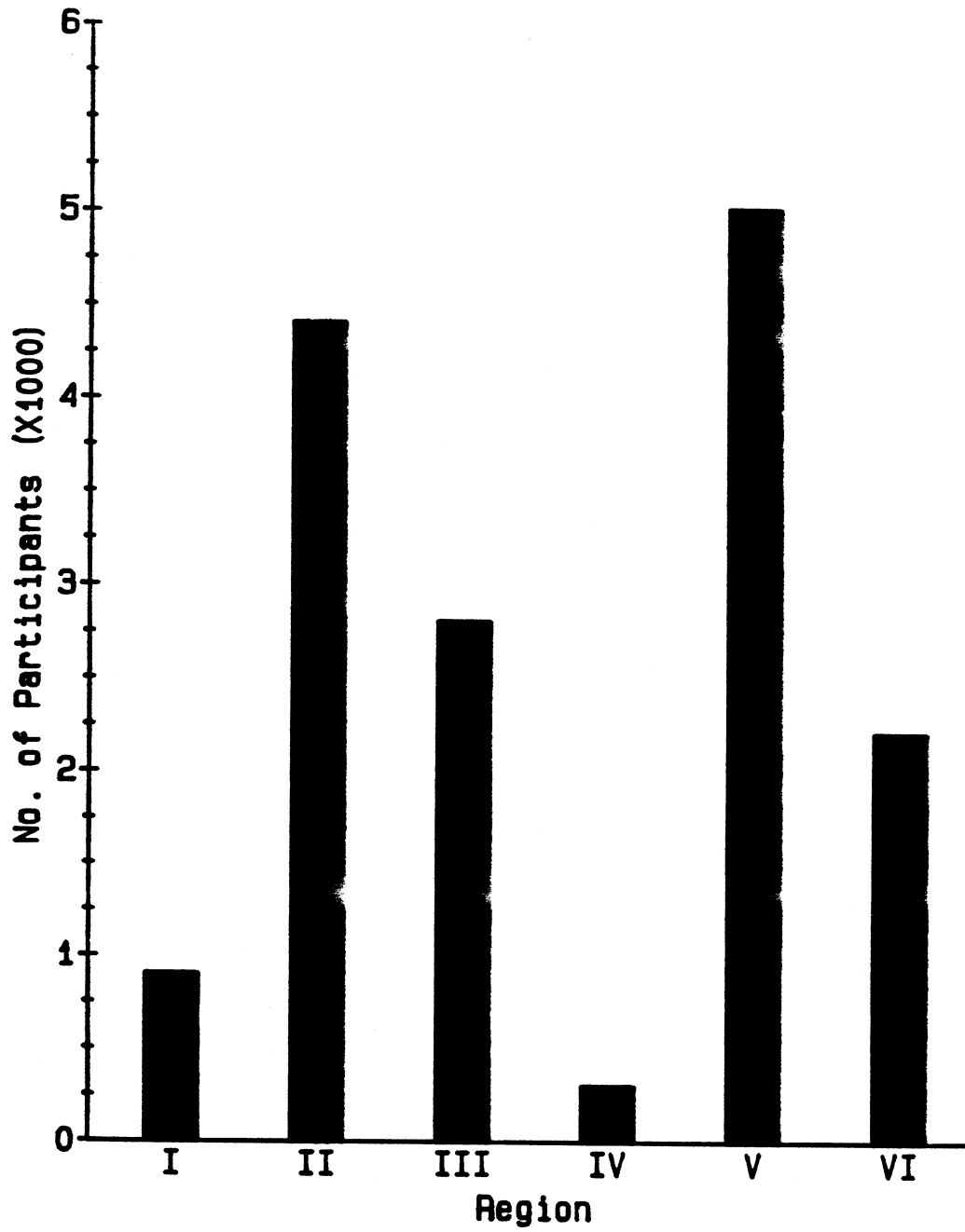


Figure 3. Distribution of tournaments by month held.

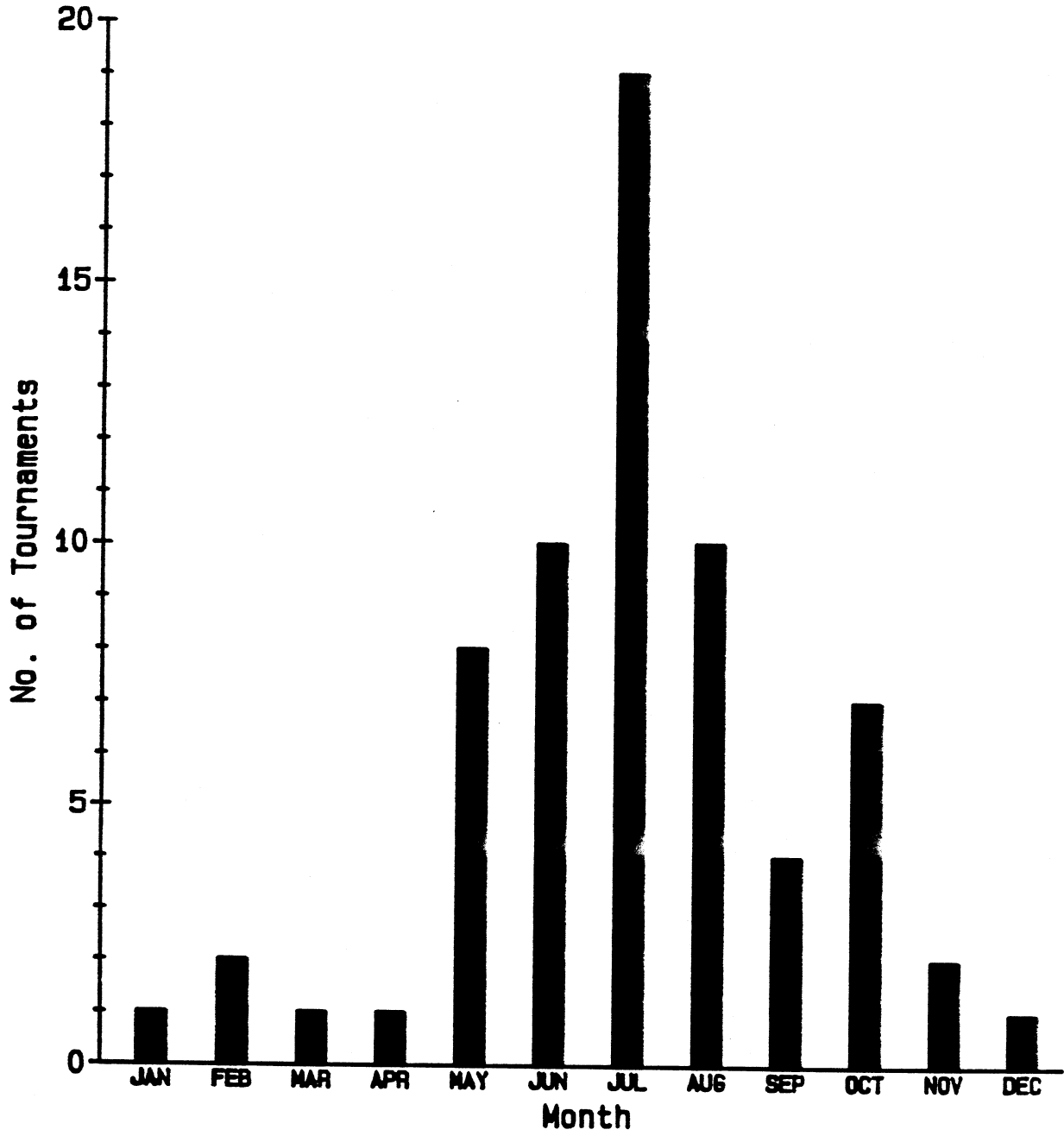


Figure 4. Distribution of tournaments by length of duration.

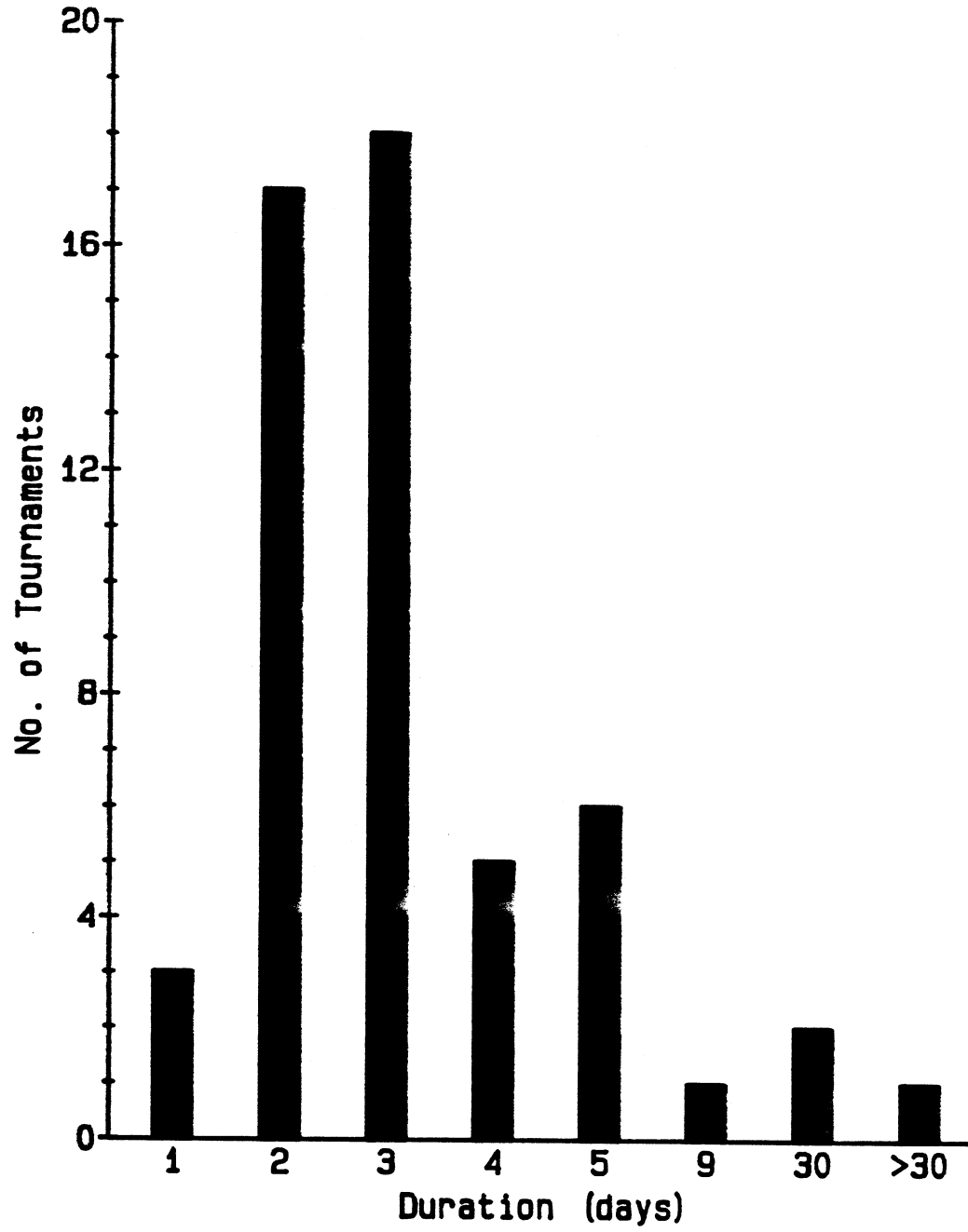


Figure 5. Average age of tournaments by region.

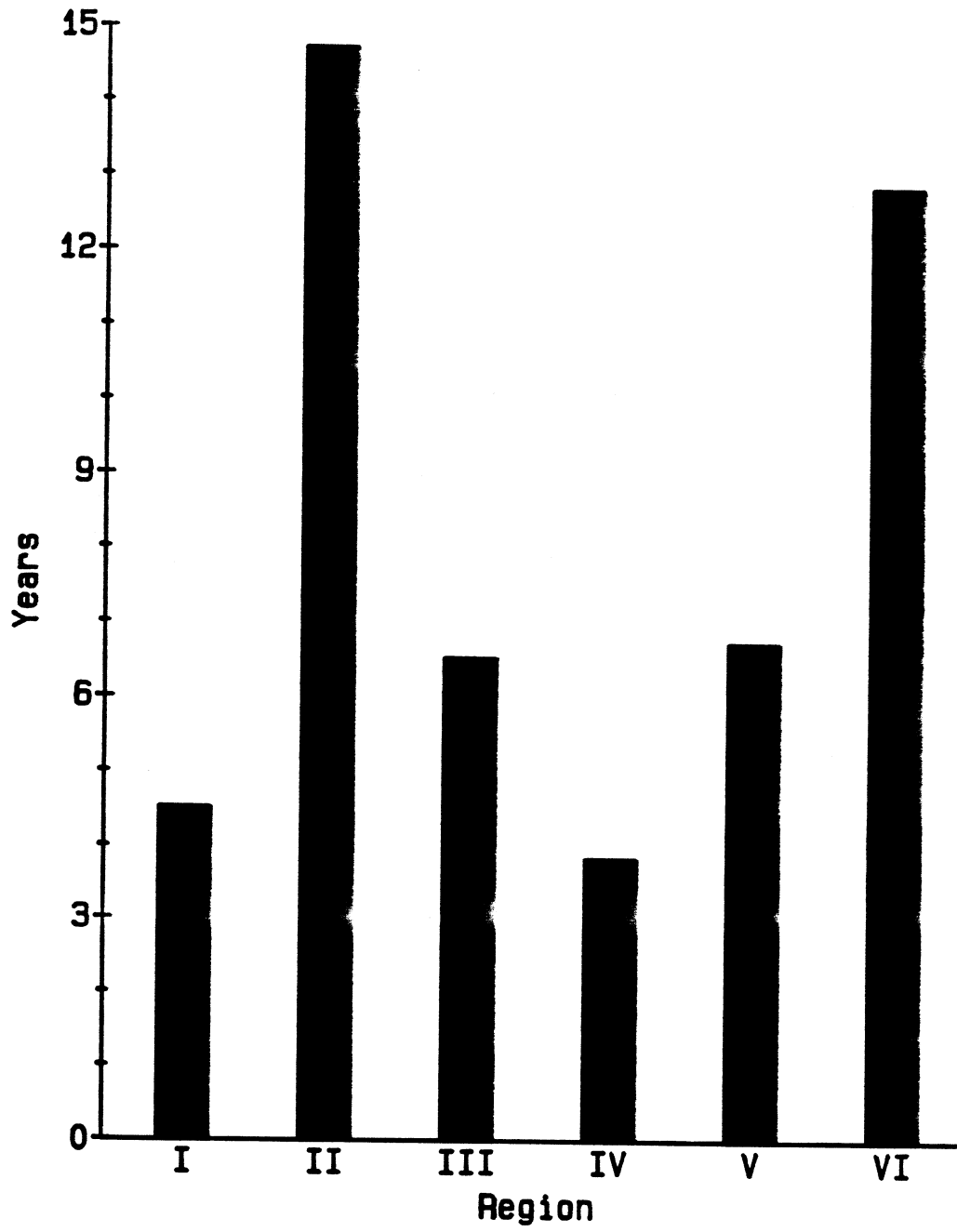
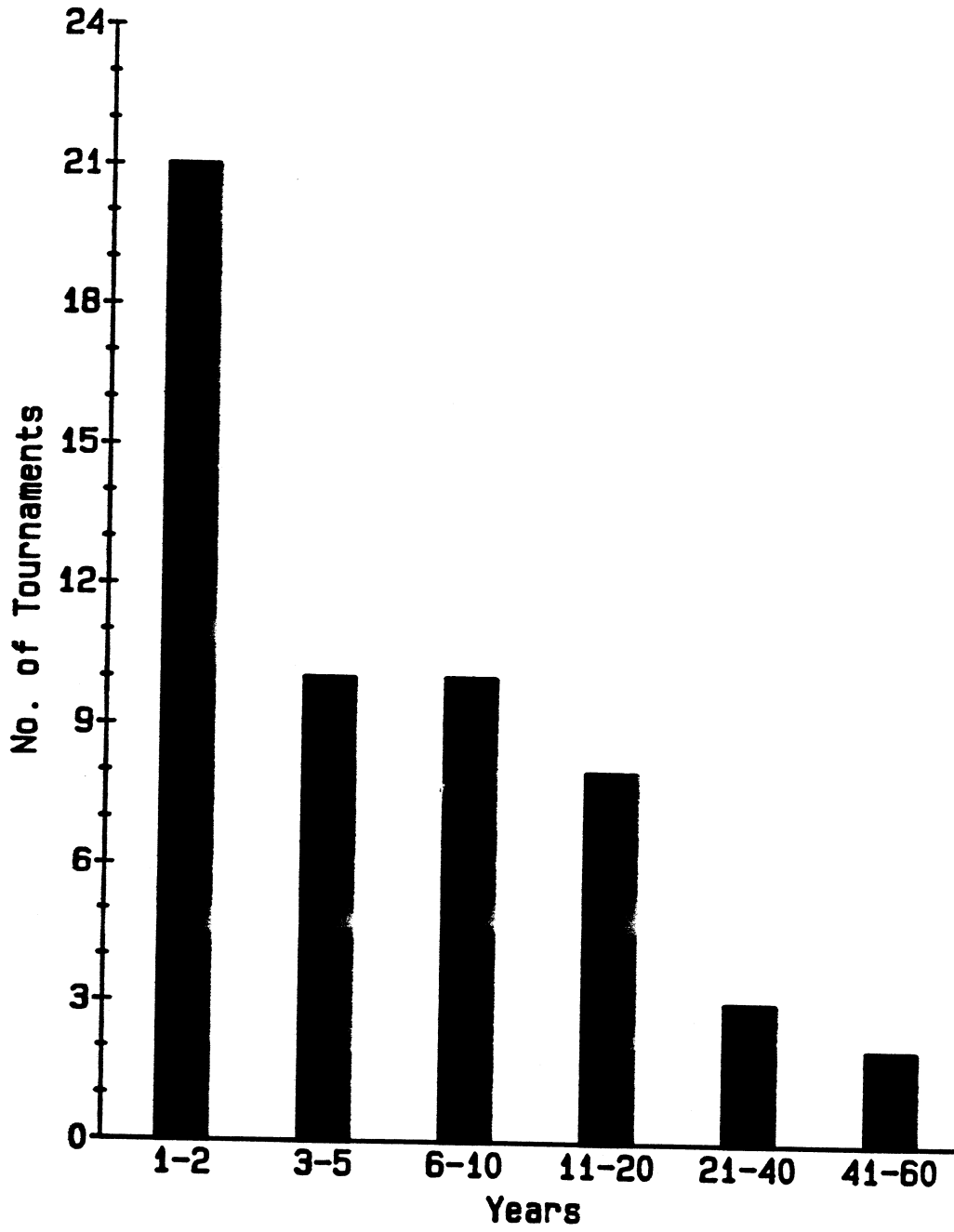


Figure 6. Distribution of tournaments by years held since inception.



Appendix A. Comprehensive data for tournaments in Regions I through VI.

REGION	TOURNAMENT NAME	DATE (MONTH)	LENGTH (DAYS)	TOURNAMENT LOCATION	OPERATIONAL BASE	SPONSOR	AGE (YEARS)	AVG. NO. OF PARTICIPANTS	ENTRY TYPE	ENTRY FEE (\$)	DIVISIONS	SPECIES	SOURCE	PRIZES
1	SALT FISHING RODEO	8	3	PORT ARTHUR	CONV. & VISITOR BUREAU	S. A. L. T.	8	200	O	15	B	7		2
	SALT SPECK TROUT TOUR	10	1	PORT ARTHUR	LAKE SABINE	S. A. L. T.	1	700	O	15	I			2
2	SHARKSPORTFISH ASSC	6	3	GALVESTON	GALV. YACHT BASIN	S. & S. ASSOC.	7	365	O	20	B	7		4
	GAL INV SW SHARK TOUR	7	3	GALVESTON	SOUTH JETTY	MONSTER FISH. CLB	9	90	O	35	O	3		2
	GAL. INVITATIONAL	7	3	GALVESTON	GALV. YACHT BASIN	GALV. CHARTERS	3	284	I	10/F	O	8		4
	SE TX SF HALL OF FAME	5	9	GALVESTON	SOUTH JETTY	S. E. T. S. F. A.	11	200	O	25	B	7 NO. 2		4
	LOVE STAR OPEN	NA	NA	GALVESTON	NA	NA	2	80	O	375	O	3, 8		NA
	GAL CO 4-H TACKLE TIME	7	3	TEXAS CITY	TEXAS CITY DIKE	GALV CO 4-H	40	550	O	15	B	7		4
	FREEPORT FISH FIESTA	7	3	FREEPORT	MUNICIPAL PARK	FREEPORT JAYCEES	38	2000	O	10	B	7		4
	TX OPEN-OFFSHORE DIV	7	2	FREEPORT	BRIDGE HARBOR MARINA	BRIDGE HARBOR	7	600	O	125	O	3		3
	TX OPEN-BILLFISH DIV	7	2	FREEPORT	BRIDGE HARBOR MARINA	BRIDGE HARBOR	7	200	O	350	O	8		4
3	RIVER BEND BAIT TAVERN	7	2	MATAGORDA	RIVER BEND BAIT	RIVER BEND	3	200	I	250	O	3		2
	ANDERSON MARINE INV	7	2	MATAGORDA	ANDERSON MARINE	ANDERSON MARINE	4	200	I	250	O	8		2
	BAY CITY C OF C TOUR	6	4	MATAGORDA	RIVER BEND TAVERN	CHAMBER OF COMMER	1	200	O	10	I	4		4
	AUTUMNS OPEN TOUR	NA	NA	SARGENT	NA	NA	12	240	O	10	I	1, 2, 9		NA
	DON JUAN MARINA TOUR	7	2	SARGENT	DON JUAN MARINA	DON JUAN MARINA	2	80	O	150	O	3		2
	ANNUAL OPEN FISHING T	7	2	PORT O'CONNOR	NA	SALTWATER ANGLERS	3	125	O	NA	NA	NA		NA
	FOCO BUENO	7	5	PORT O'CONNOR	ALLIGATOR HEAD CLUB	PRIVATE	15	400	I	1000	O	8		2
	ANN DON BALMAN MEM.	8	3	PORT O'CONNOR	PT O'CONNOR FISH. CTR.	PT. O'CONNOR CTR.	5	120	O	100	B	7		2
	PT O'CONNOR MEM. DAY	8	3	PORT O'CONNOR	PT O'CONNOR FISH. CTR.	CHAMBER OF COMMER	12	150	O	5	I	4		4
	LA PESCA INVITATIONAL	6	3	PORT O'CONNOR	LA PESCA DOCK	LA PESCA	2	400	I	500	O	3, 8		4
	JAYCEES LABOR DAY TRN	8	3	PORT LAVACA/O'CONNOR	PIER PK/FISHING CTR	PT LAVACA JAYCEES	23	400	O	10	I	4		4
	SEA FEST OPEN	5	3	PORT LAVACA	MAGNOLIA BCH SEA FEST	CALHOUN CO C OF C	1	NA	O	10	I	4		4
	HOLIDAY BY THE BAY	9	3	PALACTIOUS	BAY FRONT PARK	CHAMBER OF COMMER	1	311	O	25	B	3, 4		4
4	NATIONAL SAFE BOAT. WK	5	4	ROCKPORT	PALM HARBOR MARINA	USCG AUX. 7TH DIV	1	30	O	0	I	4		4
	TX SAND DOLLAR TOUR	8	2	ROCKPORT	TX SAND DOLLAR RESORT	PRIVATE	1	50	O	30	B	1, 2, 9		4
	ROCKPORT TOURIST ASSO	8-9	30	ROCKPORT	NA	TOURIST ASSOC.	10	NA	O	0	I	1, 2, 9		4
	KEY ALLEGRO T OF CHAM	8	2	ROCKPORT	KEY ALLEGRO MARINA	KEY ALLEGRO	6	72	I	100	O	8		3
	LARRY'S TACKLE TOWN	10	2	ROCKPORT	ST. CHARLES MARINA	LARRY'S TACKLE	3	50	O	50	I	1, 2		4
	ST. CHARLES BAY TOUR	8	2	ROCKPORT	ST. CHARLES MARINA	ST. CHARLES MARINA	2	46	O	100	I	1, 2, 9		4
5	PT ARANSAS OUTBOARD	7	3	PORT ARANSAS	MUNICIPAL HARBOR	LADY'S AUXILIARY	10	875	O	35	B	3, 4		1
	TOM TELLER INV	NA	NA	PORT ARANSAS	MUNICIPAL HARBOR	GLENN MARTIN	NA	NA	I	NA	I	1, 2		NA
	DEEP SEA ROUNDUP	7	5	PORT ARANSAS	MUNICIPAL HARBOR	BOATMEN'S ASSOC.	48	600	O	75	B	3, 4		4
	TEAL HARBOR WOMEN'S	9	2	PORT ARANSAS	TEAL HARBOR MARINA	PRIVATE	1	30	I	325	O	8		4
	TX CHAMPION. BILLFISH	6	3	PORT ARANSAS	FISHERMAN'S WHARF	PRIVATE	17	975	O	600	O	8		4
	GCCA BENEFIT KINGFISH	6	3	PORT ARANSAS	WOODY'S SPORTS CENTER	LOWRANCE ELEC INC	1	630	O	150	O	6		2
	MAKO TOURNAMENT	6	3	PORT ARANSAS	DOLPHIN DOCKS	MAKO BOATS	4	220	I	NA	B	3, 4, 8		1
	PT ARANSAS KINGFISH	8	3	PORT ARANSAS	DOLPHIN DOCKS	DOLPHIN DOCKS	1	NA	O	150	O	8		2
	DEAN HAWN MEM BILLFISH	8	4	PORT ARANSAS	FISHERMAN'S WHARF	FISHERMAN'S WHARF	10	280	O	600	O	8		1

REGION	TOURNAMENT NAME	DATE (MONTH)	LENGTH (DAYS)	TOURNAMENT LOCATION	OPERATIONAL BASE	SPONSOR	AGE (YEARS)	AVG. NO. OF PARTICIPANTS	ENTRY TYPE	ENTRY FEE (\$)	DIVISIONS ?	SPECIES	BOUGHT	PRIZES
5	REDFISH BAY TOLRN	6	2	PORT ARANSAS	REDFISH BAY MARINA	REDFISH BAY MARINA	2	200	O	100	1	1,2	2	
	SECOND ANNUAL FISH	8	2	PORT ARANSAS	REDFISH BAY MARINA	REDFISH BAY MARINA	1	160	O	15	B	3,4	NA	
	PT ARANSAS MASTERS	6	3	PORT ARANSAS	ISLAND PHARMACY	BILMORE AND SONS	15	140	O	500	O	8	2	
	WOODY'S BOAT BASIN	1-12	ALL	PORT ARANSAS	WOODY'S BOAT BASIN	WOODY'S BOAT BASIN	NA	NA	O	0	B	3,4	3	
	WOODY'S POWERPUFF	7	2	PORT ARANSAS	WOODY'S BOAT BASIN	WOODY'S BOAT BASIN	1	80	O	35	1	4	1	
	SAN ANTONIO KINGFISH	6	2	ARANSAS PASS	ARANSAS MARINA	S.A. CAR DEALERS	1	80	O	200	O	6	2	
	ARANSAS MARINA TOLRN	7	2	ARANSAS PASS	ARANSAS MARINA R/V PK.	ARANSAS MARINA	1	55	O	30	B	3,4	2	
	REDFISH BAY MARINA	10	2	ARANSAS PASS	REDFISH BAY	NA	1	NA	O	100	1	1,2	NA	
	OSO FORRY BASEBALL	5	4	CORPUS CHRISTI	WATER WORKS MARINA	BASEBALL TEAM	1	125	O	10	O	1,2,9	3	
	BLACK DRUM CONTEST	2	28	CORPUS CHRISTI	CHANNELVIEW MARINA	CHANNELVIEW MARINA	5	1000	O	0	1	10	2	
	MESQUITE BASS-TROUT	11	1	RIVIERA	3-SITES (SEE FOOTNOTE)	MESQUITE BASS CLUB	1	70	O	20	1	1	2	
6	PT MANSFIELD FISH	7	4	PORT MANSFIELD	THE BOAT BARN	PT MANSFIELD COFC	9	800	O	35-60	B	3,4,8	4	
	TX INTERNATIONAL	8	5	SO. PADRE/FT. ISABEL	SEA RANCH MARINA	TIFT, INC.	48	800	O	60	B	3,4,8	4	
	LADY'S KINGFISH	5	1	SO. PADRE ISLAND	SEA RANCH MARINA	SANDY DYSON	3	100	O	35	O	6	2	
	TARFON RODEO	10	3	PORT ISABEL	SEA RANCH MARINA	TARFON RODEO, INC.	15	200	O	50	1	11	4	
	LION'S CLUB BAY	10	3	PORT ISABEL	THREE FINGERS BAY	LAGUNA MADRE LIONS	1	35	O	35	1	1,2	1	
	ARROYO CITY FISHING	7	5	ARROYO CITY	PUBLIC BOAT RAMP	LOCAL ORGANIZATION	4	823	O	30	1	1,2,9	4	

- 1 O-OPEN, 1- INVITATIONAL
- 2 1- INSHORE, O- OFFSHORE, B- BOTH
- 3 1- SPOTTED SEATRUT, 2- RED DRUM, 3- ALL OFFSHORE GAME SPECIES, 4- ALL INSHORE GAME SPECIES, 5- SHARK ONLY, 6- KING MACKEREL, 7- ALL INSHORE AND OFFSHORE,
- 8- BILLFISH, 9- SELECTED INSHORE SPECIES, 10- BLACK DRUM, 11- TARPON
- 4 1- TROPHY, 2- CASH, 3- MERCHANDISE, 4- COMBINATION
- * DENOTES ENTRY FEE PER BOAT
- NA INFORMATION NOT AVAILABLE

